

JAVA JDK下載及安裝

臺北市立大學 [資訊科學系\(含碩士班\)](#)

賴阿福

liahfur@gmail.com

JDK? 下載JDK

JDK: JAVA DEVELOPMENT KIT

- 工具箱軟體:發展及執行環境
- free

下載: Java SE Development Kit 8 或 9

- <http://www.oracle.com/technetwork/java/javase/downloads/>
- <http://www.oracle.com/technetwork/java/javase/downloads/jdk9-downloads-3848520.html>
- <http://www.oracle.com/technetwork/java/javase/downloads/jdk8-downloads-2133151.html>

教學網站:

- windows
 - <https://www.pcsetting.com/devtools/35>
- mac
 - <http://blog.tibame.com/?p=2068>

Step 1

- <http://www.oracle.com/technetwork/java/javase/downloads/>

www.oracle.com/technetwork/java/javase/downloads/index.html

ORACLE

Menu

Sign In

Oracle Technology Network / Java / Java SE / Downloads

Overview Downloads Documentation Community Technologies Training

Java SE Downloads

Java Platform (JDK) 9

NetBeans with JDK 8

Java Platform, Standard Edition

Java SE 9.0.4
Java SE 9.0.4 includes important bug fixes. Oracle strongly recommends that all Java SE 9 users upgrade to this release.
[Learn more](#)

- Installation Instructions
- Release Notes

JDK 9.0.4
DOWNLOAD

Click for download

Step 2: Java SE Development Kit 9.0.4 for windows

www.oracle.com/technetwork/java/javase/downloads/jdk9-downloads-3848520.html

ORACLE Menu

Oracle Technology Network / Java / Java SE / Downloads

Java SE
Java EE
Java ME
Java SE Advanced & Suite
Java Embedded
Java DB
Web Tier
Java Card
Java TV
New to Java
Community
Java Magazine

Overview Downloads Documentation Community Technologies Training

Java SE Development Kit 9 Downloads

Thank you for downloading this release of the Java™ Platform, Standard Edition Development Kit (JDK™). The JDK is a development environment for building applications, and components using the Java programming language.

The JDK includes tools useful for developing and testing programs written in the Java programming language and running on the Java platform.

See also:

- Java Developer Newsletter: From your Oracle account, select **Subscriptions**, expand **Technology**, and subscribe to **Java**.
- Java Developer Day hands-on workshops (free) and other events
- Java Magazine

JDK 9.0.4 checksum

Java SE Development Kit 9.0.4

You must accept the [Oracle Binary Code License Agreement for Java SE](#) to download this software.

Accept License Agreement Decline License Agreement

| Product / File Description | File Size | Download |
|----------------------------|-----------|--|
| Linux | 305.07 MB | jdk-9.0.4_linux-x64_bin.rpm |
| Linux | 338.21 MB | jdk-9.0.4_linux-x64_bin.tar.gz |
| macOS | 382.11 MB | jdk-9.0.4_osx-x64_bin.dmg |
| Windows | 375.56 MB | jdk-9.0.4_windows-x64_bin.exe |
| Solaris SPARC | 206.97 MB | jdk-9.0.4_solaris-sparcv9_bin.tar.gz |

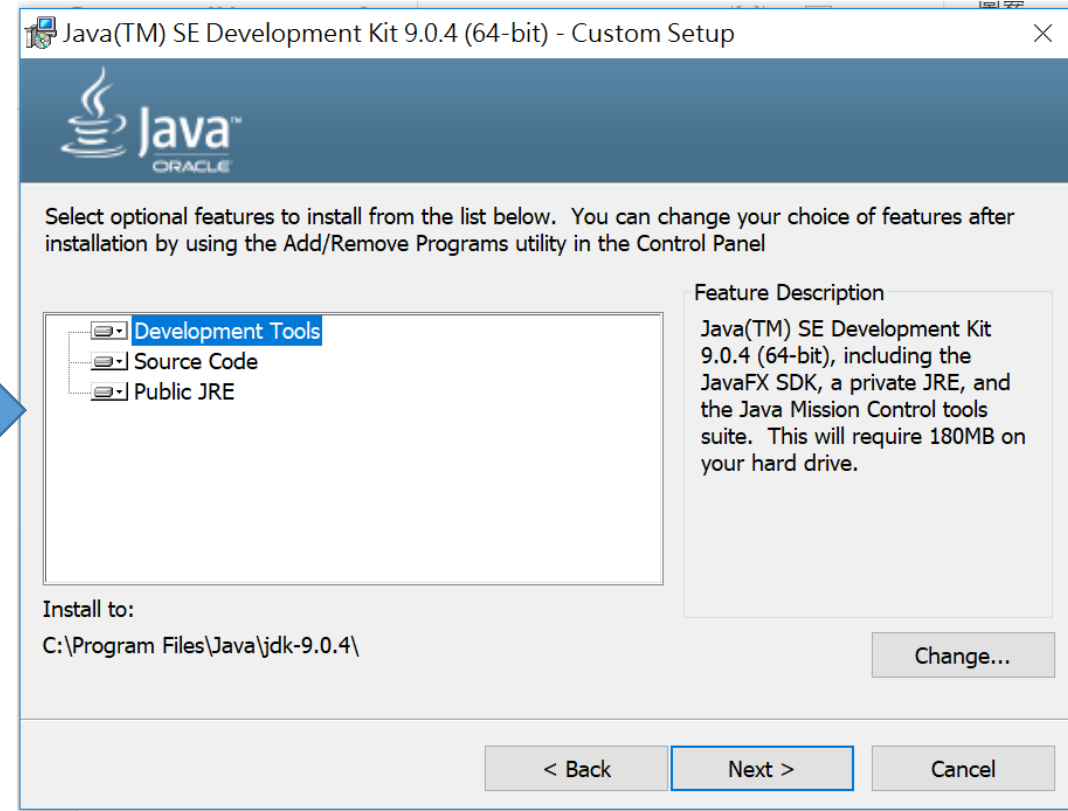
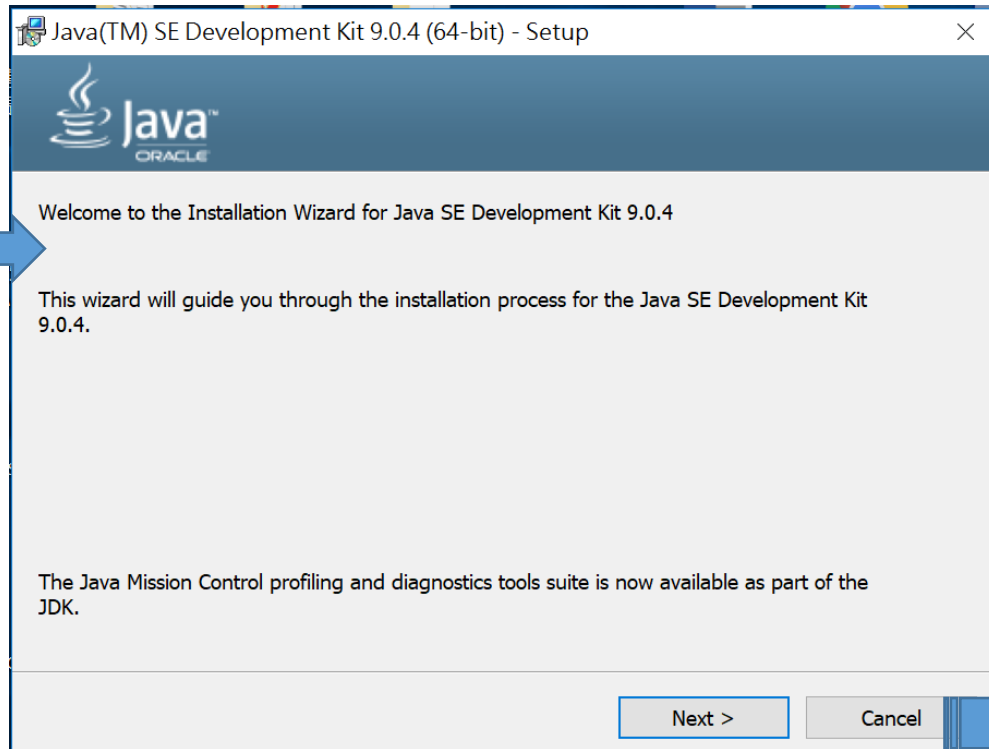
Java SE Development Kit 9.0.4

You must accept the [Oracle Binary Code License Agreement for Java SE](#) to download this software.

Thank you for accepting the [Oracle Binary Code License Agreement for Java SE](#); you may now download this software.

| Product / File Description | File Size | Download |
|----------------------------|-----------|--|
| Linux | 305.07 MB | jdk-9.0.4_linux-x64_bin.rpm |
| Linux | 338.21 MB | jdk-9.0.4_linux-x64_bin.tar.gz |
| macOS | 382.11 MB | jdk-9.0.4_osx-x64_bin.dmg |
| Windows | 375.56 MB | jdk-9.0.4_windows-x64_bin.exe |
| Solaris SPARC | 206.97 MB | jdk-9.0.4_solaris-sparcv9_bin.tar.gz |

Click dk-9.0.4_windows-x64_bin.exe

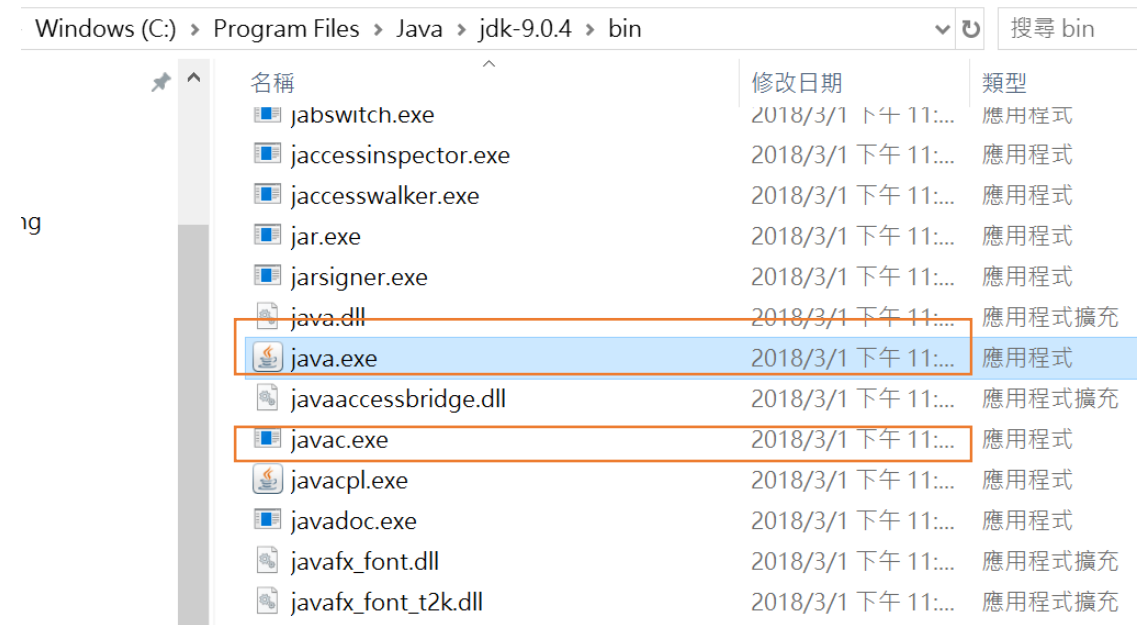




安裝完成，檢查檔案

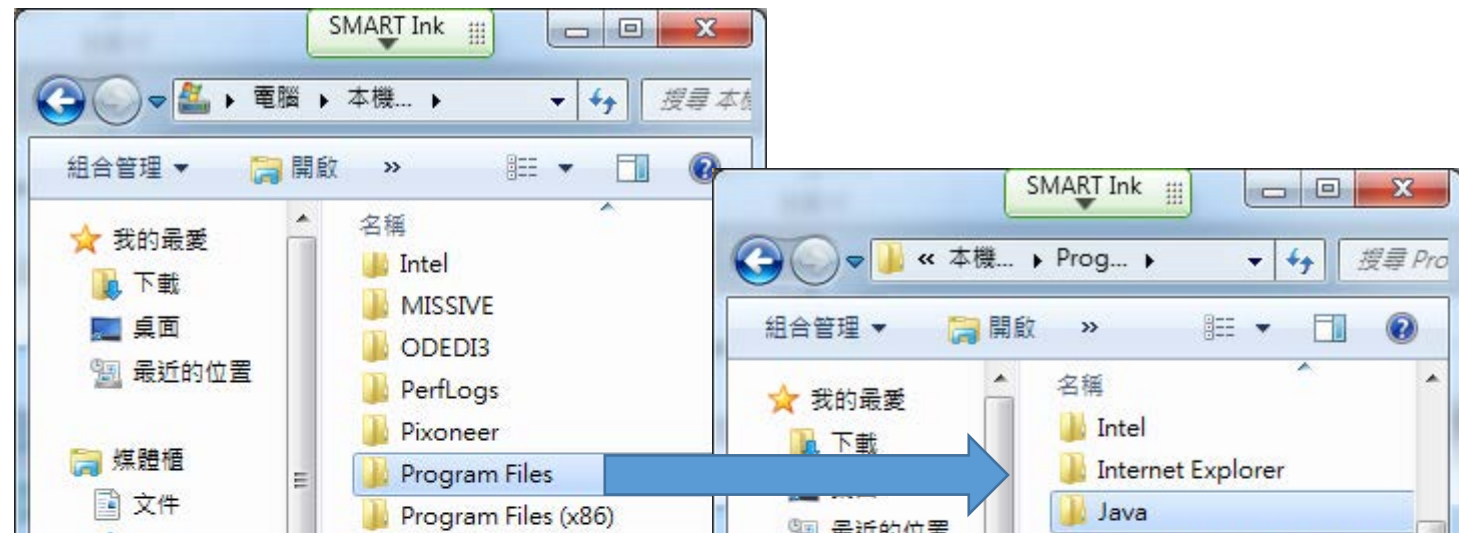
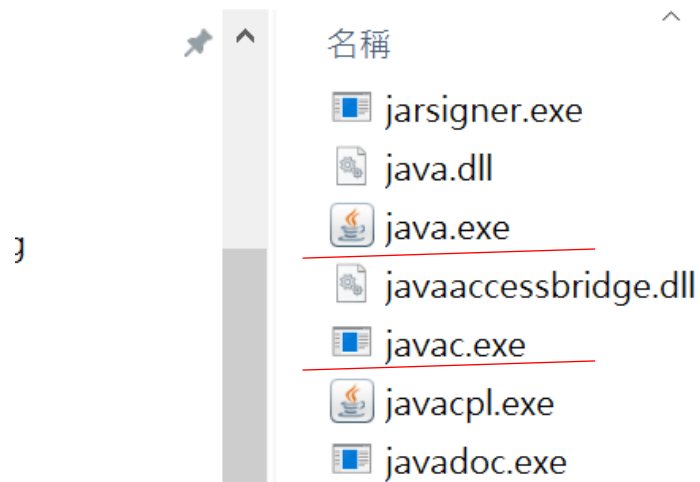


- C:\Program Files\Java\jdk-9.0.4\bin
 - Javac.exe
 - Java.exe

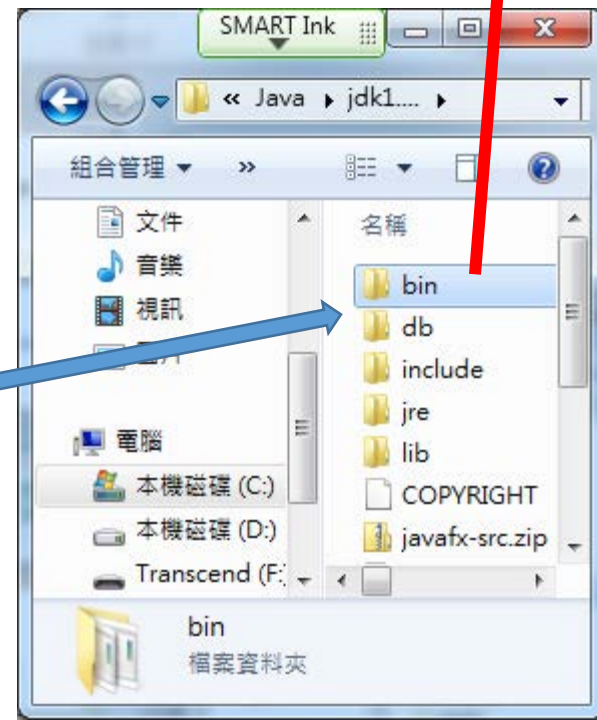
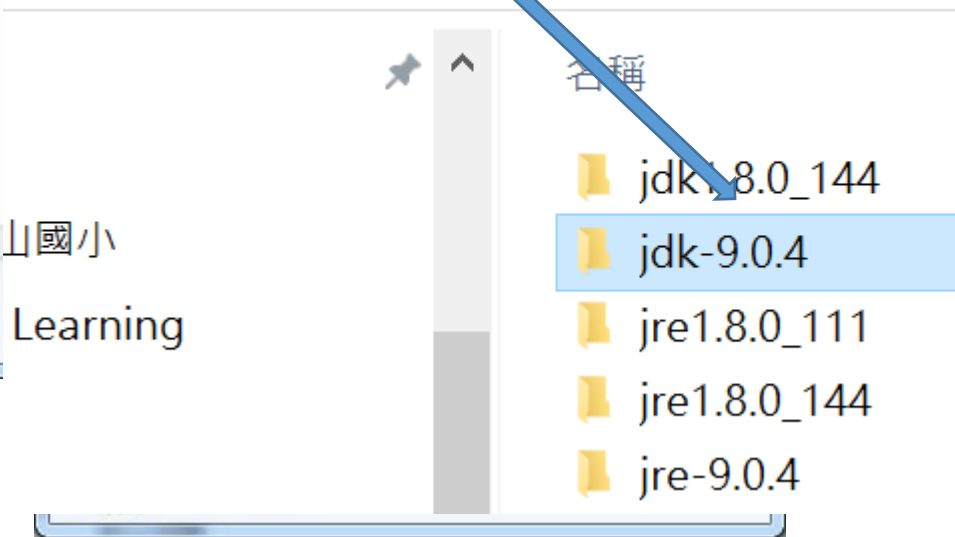


檢查安裝後發展及執行環境程式

Windows (C:) > Program Files > Java > jdk-9.0.4 > bin

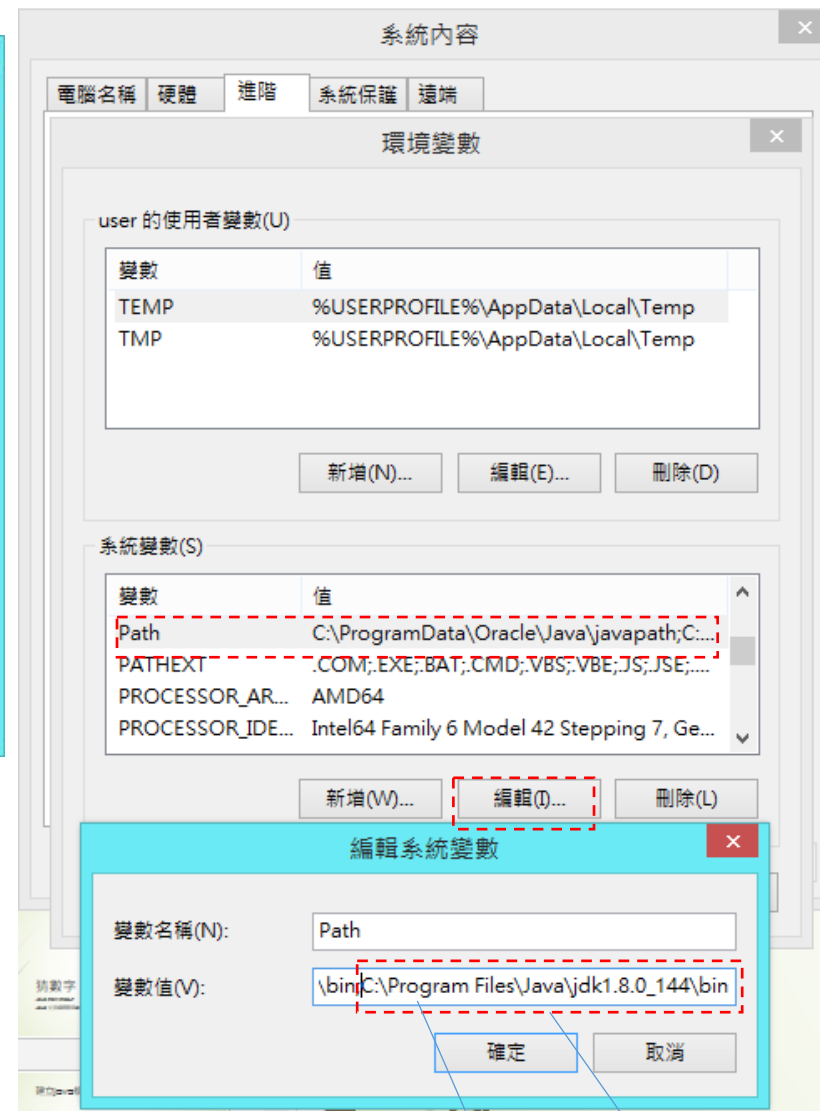
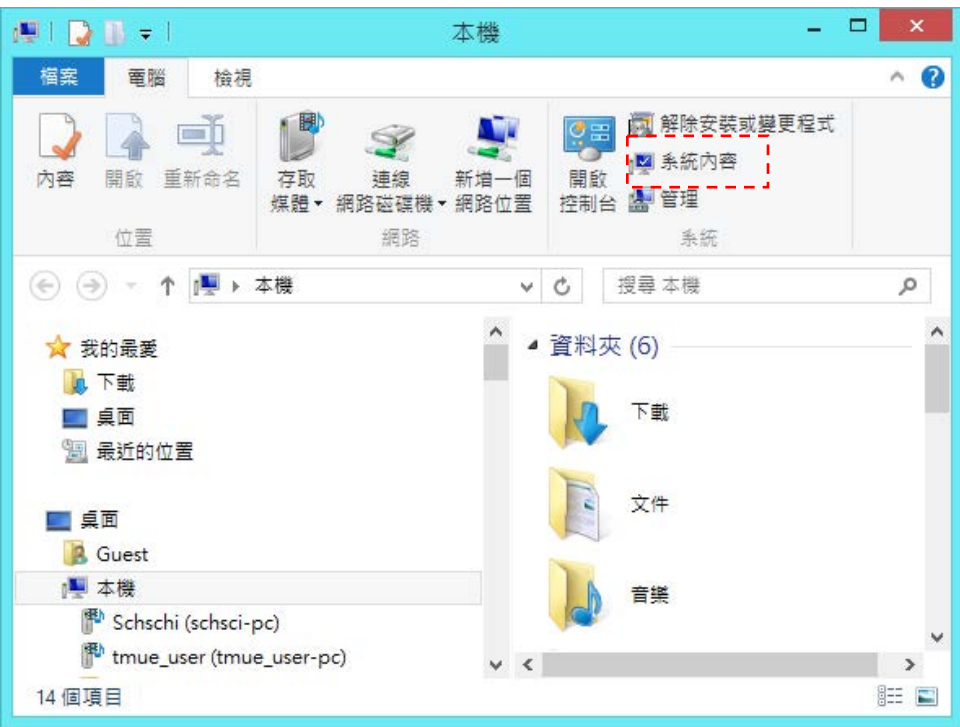


本機 > Windows (C:) > Program Files > Java

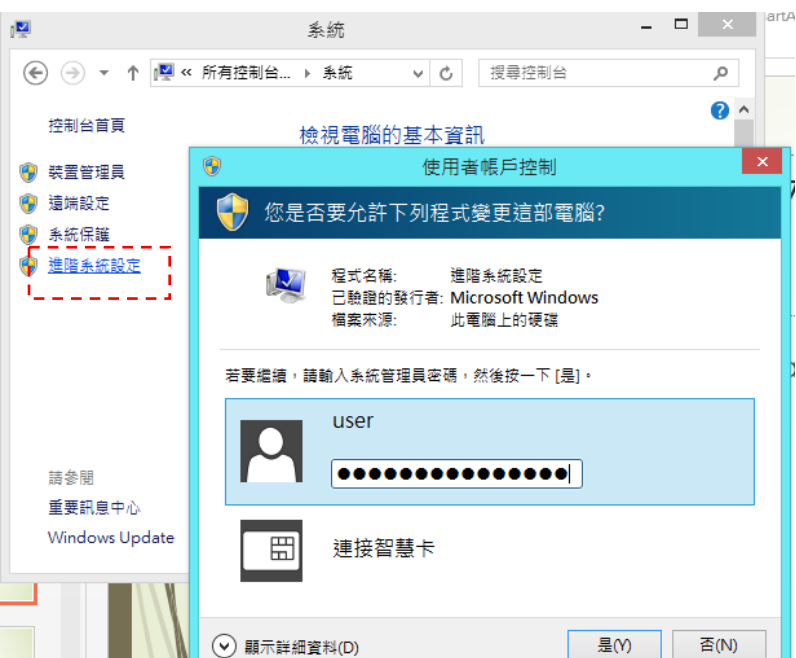
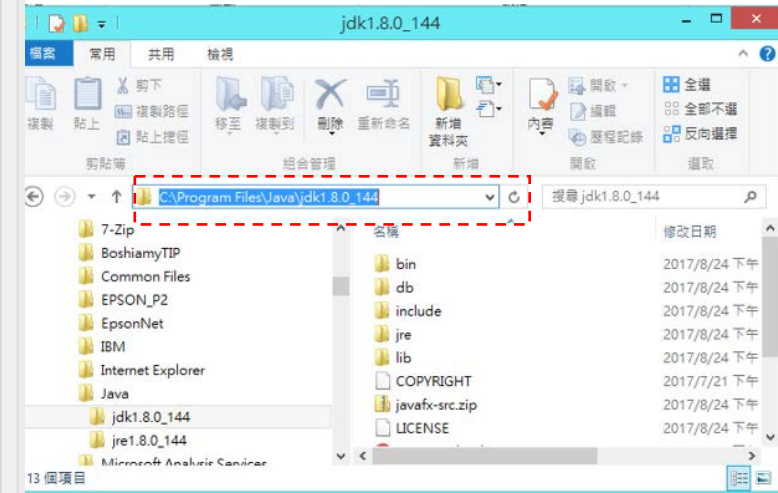


山國小

Learning



新增PATH環境變數



Java SE Development Kit 8

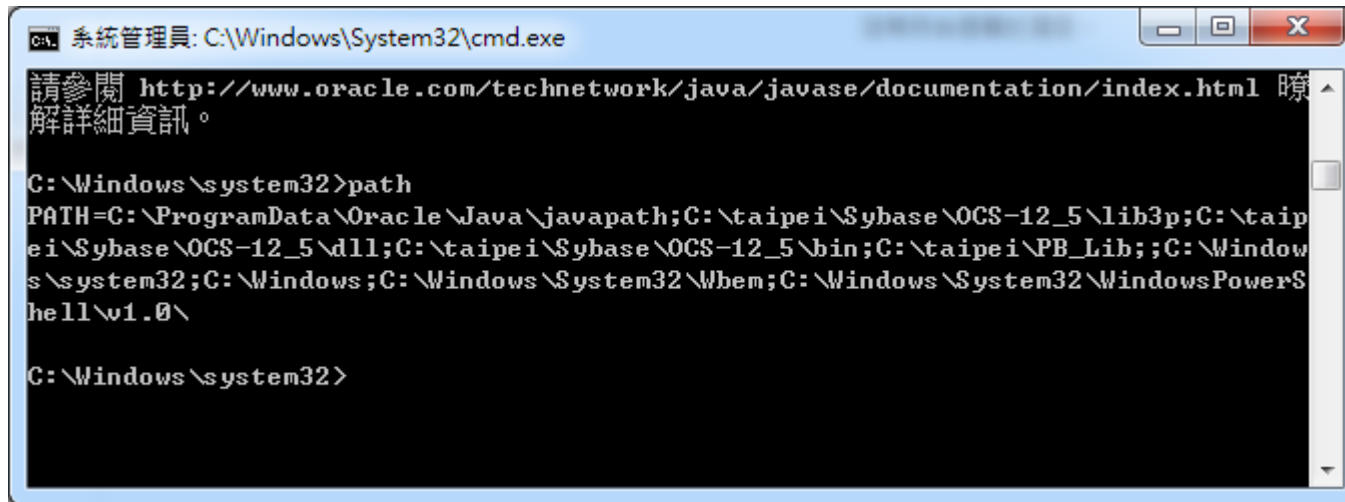
;C:\Program Files\Java\jdk1.8.0_144\bin

; C:\Program Files\Java\jdk-9.0.4\bin

Java SE Development Kit 9.0.4

PATH 環境變數有何用途?

- 環境變數中比較重要的是 PATH，它代表著「系統要到哪些路徑下找到執行檔」，換言之，PATH 環境變數中有 JAVAC 路徑，不用切到該路徑就可執行 JAVAC。
 - 在 JAVA 來源程式子目錄下即可執行 JAVAC
- 使用指令 `echo %PATH%` : 將 PATH 環境變數顯示出來，可發現內容全部是路徑，每個路徑之間用分號 ; 分隔。

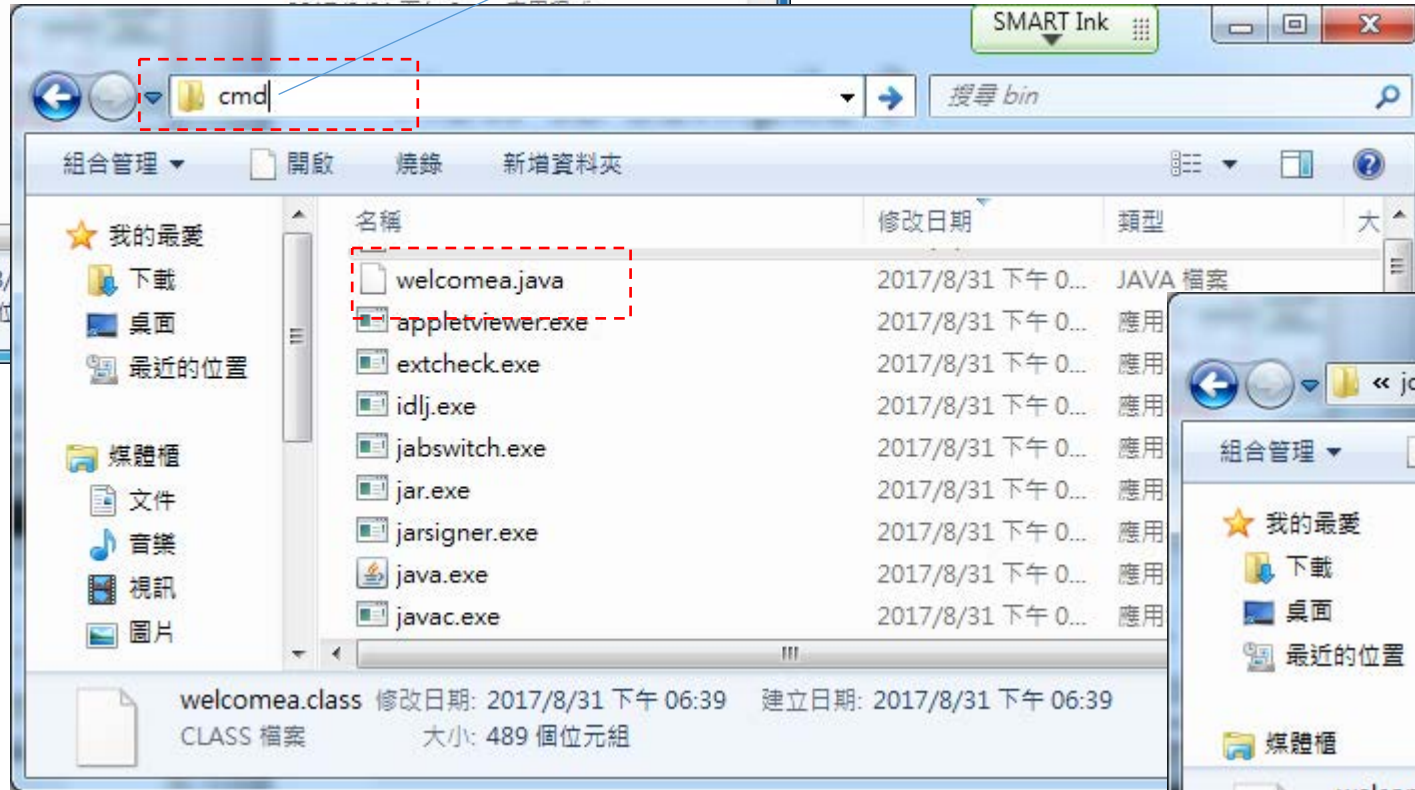
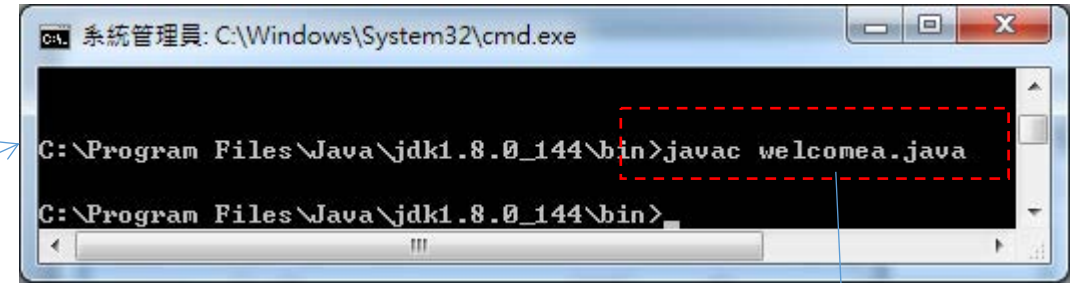
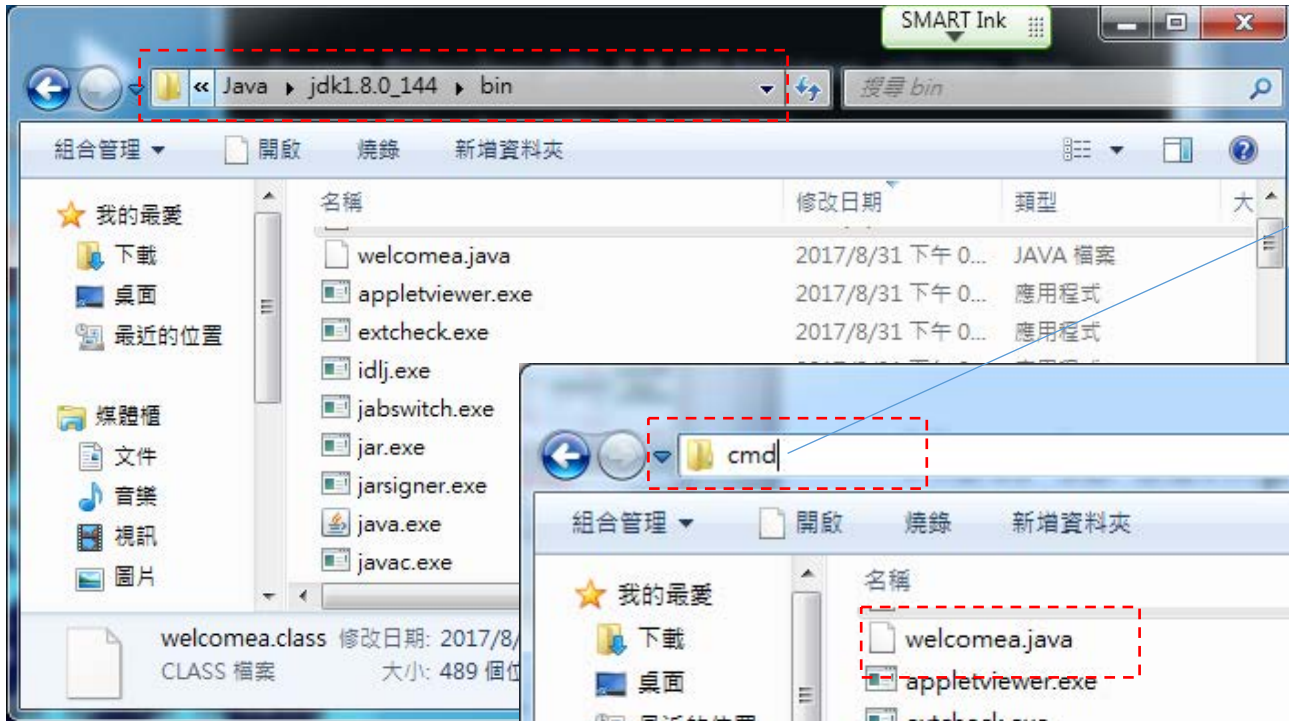


```
系統管理員: C:\Windows\System32\cmd.exe
請參閱 http://www.oracle.com/technetwork/java/javase/documentation/index.html 瞭
解詳細資訊。

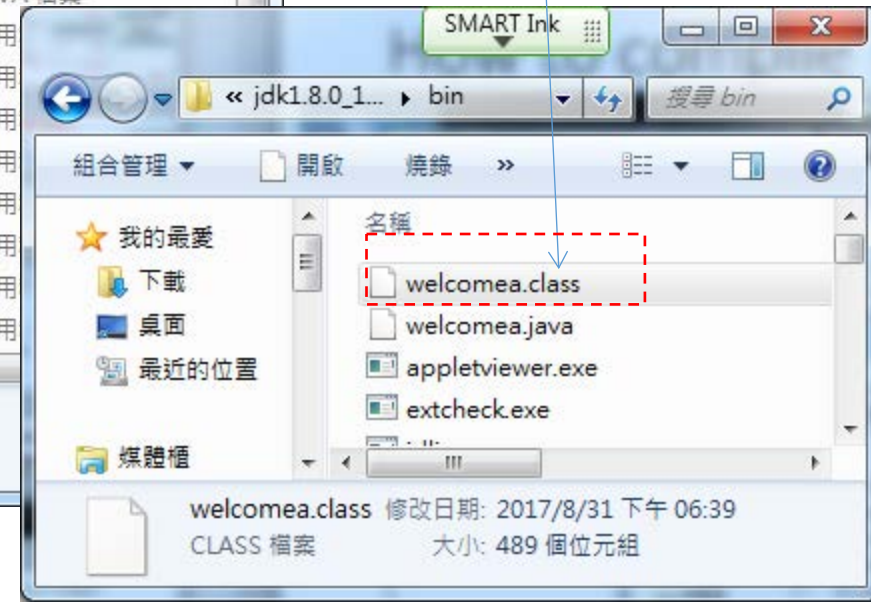
C:\Windows\system32>path
PATH=C:\ProgramData\Oracle\Java\javapath;C:\taipei\Sybase\OCS-12_5\lib3p;C:\taip
ei\Sybase\OCS-12_5\dll;C:\taipei\Sybase\OCS-12_5\bin;C:\taipei\PB_Lib;;C:\Window
s\system32;C:\Windows;C:\Windows\System32\Wbem;C:\Windows\System32\WindowsPowerS
hell\w1.0\

C:\Windows\system32>
```

How to compile your first program?



查看結果:
產出.class



- 進入cmd編譯程式:
command line環境
(MS DOS)

開始練習!

- TRY TO INSTALL
- CHECK RESULT AFTER INSTALLATION